

Schule / Méthode Method

Trumpet - Cornet - E^b Horn
Euphonium - Trombone - B^b Bass

Deutsch - Français - English



Jean-François Michel

EMR 112

Print & Listen
Drucken & Anhören
Imprimer & Ecouter



www.reift.ch





EDITIONS MARC REIFT

Case Postale 308 • CH-3963 Crans-Montana (Switzerland)

Tel. +41 (0) 27 483 12 00 • Fax +41 (0) 27 483 42 43 • E-Mail : info@reift.ch • www.reift.ch

14



L'élève
Schüler
Pupil

Le professeur
Lehrer
Teacher

EMR 112

La demi-pause

Die Halbe Pause

The minim rest

12

1 2 3 4 3 4 3 4 3 4 3 4 3 4 3 4 3 4

3 4 3 4 3 4 3 4 3 4 3 4 3 4 3 4

13

1 2 3 4 1 2 1 2 1 2 1 2 1 2 1 2 1 2

1 2 1 2 1 2 1 2 1 2 1 2 1 2 1 2 1 2

14

1 2 3 4 1 2 3 4 1 2 3 4 1 2 3 4 1 2 3 4

1 2 3 4 1 2 3 4 1 2 3 4 1 2 3 4 1 2 3 4

15

1 2 3 4 1 2 3 4 1 2 3 4 1 2 3 4 1 2 3 4

1 2 3 4 1 2 3 4 1 2 3 4 1 2 3 4 1 2 3 4

16

Respectez bien les respirations.

Atme genau wie angegeben

Observe the breath marks carefully

1 2 3 4 1 2 3 4 1 2 3 4 1 2 3 4 1 2 3 4

1 2 3 4 1 2 3 4 1 2 3 4 1 2 3 4 1 2 3 4

17

1 2 3 4 1 2 3 4 1 2 3 4 1 2 3 4 1 2 3 4

1 2 3 4 1 2 3 4 1 2 3 4 1 2 3 4 1 2 3 4

N'oubliez pas de déterminer la vitesse (le tempo) à laquelle vous jouerez les exercices.

Verhiss nicht, die geschwindigkeit (das Tempo) festzulegen, in welchem du die Uebungen spielen willst.

Do not forget to set the speed (tempo) at which you will play th exercises.

18

Mélodie à apprendre par coeur.

Melodie zum Auswendiglernen

Melody to be learned by heart

19

L'élève
Schüler
Pupil

Le professeur
Lehrer
Teacher

20

* 4. Berceuse

* 4. Wiegenlied

* 4. Lullaby

21

* 5. Entrée Solennelle

* 5. Feierlicher Einzug

* 5. Solemn Entrance

22

* 6. Spiritual

* 6. Spiritual

* 6. Spiritual

* avec accompagnement de piano

* mit Klavierbegleitung

* with piano accompaniment

AIDE-MEMOIRE

ZUR WIEDERHOLUNG

REMINDER

Ecrivez le nom des notes et des silences

1. Schreibe die Namen der Noten und Pausen

1. Write in the names of the notes and rests.




... ..

2. Inscrivez le doigté

2. Trage die Griffe ein

2. Write in the fingerings




... ..

3. Placez les notes sur la portée

3. Schreibe die Noten in das System

3. Write the notes in the staff



4. Placez les barres de mesure

4. Setze die Taktstriche

4. Write in the bar-lines



5. Complétez la mélodie ci-dessous, jouez-la et donnez lui un titre. Mettez-y les respirations.

5. Vervollständige die Melodie, spiele sie und gib ihr einen Titel. Zeichne die Atemstellen ein.

5. Complete the melody below, play it and give it a title. Mark the breaths.

Titre:

Titel:

Title:



24



25



26



27



28

* 10. Polka

* 10. Polka

* 10. Polka

Three staves of musical notation for the piece '10. Polka'. The first staff is in treble clef with a common time signature (C). The second and third staves are in bass clef. The music consists of a single melodic line with various rhythmic patterns and rests.

29

* 11. Hänsel und Gretel
(apprendre par coeur)

* 11. Hänsel und Gretel
(auswendig lernen)

* 11. Hänsel und Gretel
(learn by heart)

Three staves of musical notation for the piece '11. Hänsel und Gretel'. The first staff is in treble clef with a common time signature (C). The second and third staves are in bass clef. The music features a simple, repetitive melodic line.

30

* 12. Chanson Triste

* 12. Trauriges Lied

* 12. Sad Song

Three staves of musical notation for the piece '12. Chanson Triste'. The first staff is in treble clef with a common time signature (C). The second and third staves are in bass clef. The music is characterized by a slow, melancholic melody.

* avec accompagnement de piano

* mit Klavierbegleitung

* with piano accompaniment

EMR 112

6

Two staves of musical notation for piece 6. The first staff is in treble clef with a 2/4 time signature. The second staff is in bass clef. The music features a rhythmic, dance-like melody.

7

Two staves of musical notation for piece 7. The first staff is in treble clef with a common time signature (C). The second staff is in bass clef. The music consists of a simple, repetitive melodic line.

8

* 20. Auld Lang Syne

* 20. Auld Lang Syne

* 20. Auld Lang Syne

Three staves of musical notation for the piece '20. Auld Lang Syne'. The first staff is in treble clef with a 2/4 time signature. The second and third staves are in bass clef. The music includes fingerings (1, 2, 3, 4, 5, 6, 7) and a simple, nostalgic melody.

* avec accompagnement de piano

* mit Klavierbegleitung

* with piano accompaniment

EMR 112

9

Two staves of musical notation for exercise 9. The first staff is in 2/4 time, starting with a treble clef and a key signature of one flat. The second staff continues the melody.

10

Three staves of musical notation for exercise 10. The first staff is in 2/4 time with a treble clef and a key signature of one sharp. It includes first and second endings. The second and third staves continue the piece.

11

Four staves of musical notation for exercise 11. The first staff is in 2/4 time with a treble clef and a key signature of one sharp. The subsequent staves continue the melody.

A single staff of musical notation for exercise 12, starting with a treble clef and a key signature of one flat. The exercise is labeled 'Ré/D' at the end.

Mise en train quotidienne

Tägliche Einblasübungen

Daily warm-up

jouez
spielen
play

chantez
singen
sing

à l'embouchure
mit dem Mundstück
with the mouthpiece

jouez
spielen
play

Ten staves of musical notation for exercise 12. The first staff has a common time signature and a treble clef. The subsequent staves show a chromatic scale in both directions, with notes marked with a slur and a fermata.

①

②

③

Un peu plus vite/Etwas rascher/A little faster

Toujours plus vite/Immer rascher/Still faster

Comme au début/Wie am Anfang/As beginning

Soudain rapide/Plötzlich schnell/Suddenly fast

Accélérer jusqu'à la fin/Bis Schluss beschleunigen/Accelerate to the end

AIDE-MEMOIRE

ZUR WIEDERHOLUNG

REMINDER

1. Inscrivez le nom des notes

1. Schreibe die Namen der Noten

1. Write in the names of the notes



2. Inscrivez les doigtés

2. Trage die Griffe ein

2. Write in the fingerings



3. Placez les barres de mesure

3. Setze die Takstriche

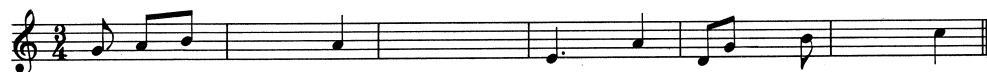
3. Write in the bar-lines



4. Complétez les mesures avec des silences

4. Setze die fehlenden Pausen ein

4. Complete the bars with rests



5. Votre composition, ajoutez-y liaisons et nuances puis jouez-la.


5. Komponiere das Stück fertig, trage Bindungen und Stärkegrade ein und Spiele es dann

5. Your composition: add slurs and dynamics, then play it.

Titre:

Titel:

Title:



EMR 112

Solo Album



Flute • Oboe
Clarinet • Bassoon
Alto Sax • Tenor Sax
Trumpet in B♭ & C • Cornet
Horn in E♭ • Horn in F
Euphonium • Trombone

with Piano / Organ accompaniment
 or CD Playback

Arrangement :
Dennis Armitage / Marc Reift

Volume 1 - EMR 902

Bach : Aria
 Clarke : Trumpet Voluntary
 Pergolesi : Aria
 Händel : March «Scipio»
 Purcell : Trumpet Tune

Volume 2 - EMR 905

Albinoni : Adagio
 Beethoven : Die Ehre Gottes
 Gershwin : I Got Rythm
 Chopin : Tristesse
 Mouret : Fanfare-Rondeau

Volume 3 - EMR 906

Stanley : Trumpet Voluntary
 Spiritual : Nobody Knows
 Armitage (Arr.) : Il Silenzio
 Choral : So Nimm Denn Meine
 Händel : Arioso

Volume 4 - EMR 907

Schubert : Serenade
 Gershwin : S' Wonderful
 Traditional : Greensleeves
 Dvorak : Humoresque
 Händel : Sarabande

easy - medium difficulty
facile - moyen
leicht - mittelschwer

Volume 5 - EMR 908

Gershwin : The Man I Love
 Choral : Abide With Me
 Beethoven : Ode To Joy
 Mozart : Ave Verum
 Charpentier : Te Deum

Volume 6 - EMR 909

Spiritual : Swing Low, Sweet Chariot
 Schumann : Träumerei
 Armitage (Arr.) : Candlelight Waltz
 Wagner : Brautchor aus Lohengrin
 Händel : Sarabande

Volume 7 - EMR 910

Traditional : When The Saint
 Traditional : Amazing Grace
 Glück : Marche Religieuse
 Grieg : Solvejgs Lied
 Händel : Largo

Volume 8 - EMR 911

Borodine : Polovetian Dance
 Armitage : 4 Fanfares
 Händel : Minuet
 Gounod : Ave Maria
 Traditional : Joshua Fit The Battle

Volume 9 - EMR 912

Händel : March
 Traditional : Down By The Riverside
 Dvorak : Largo aus der Neuen Welt
 Schubert : Ave Maria
 Debussy : Clair de Lune

Volume 10 - EMR 913

Mendelssohn : Hochzeitsmarsch
 Traditional : Glory, Glory, Halleluja
 Gershwin : Summertime
 Haydn : St. Anthony Choral
 Bach : Arioso

Solo Album :

Solo Part + Accompaniment (Organ / Piano)

Voix Solo + Accompagnement (Orgue / Piano)

Solo Stimme + Begleitung (Orgel / Klavier)

Solo Part + Accompaniment (Organ / Piano) + CD Play Back

Voix Solo + Accompagnement (Orgue / Piano) + CD Play Back

Solo Stimme + Begleitung (Orgel / Klavier) + CD Play Back

Complete Collection :

2 CD's + 10 music books (CD for free)

2 CD's + 10 Cahiers de musique (CD gratuit)

2 CD's + 10 Musikhefte (CD gratis)



EDITIONS MARC REIFT